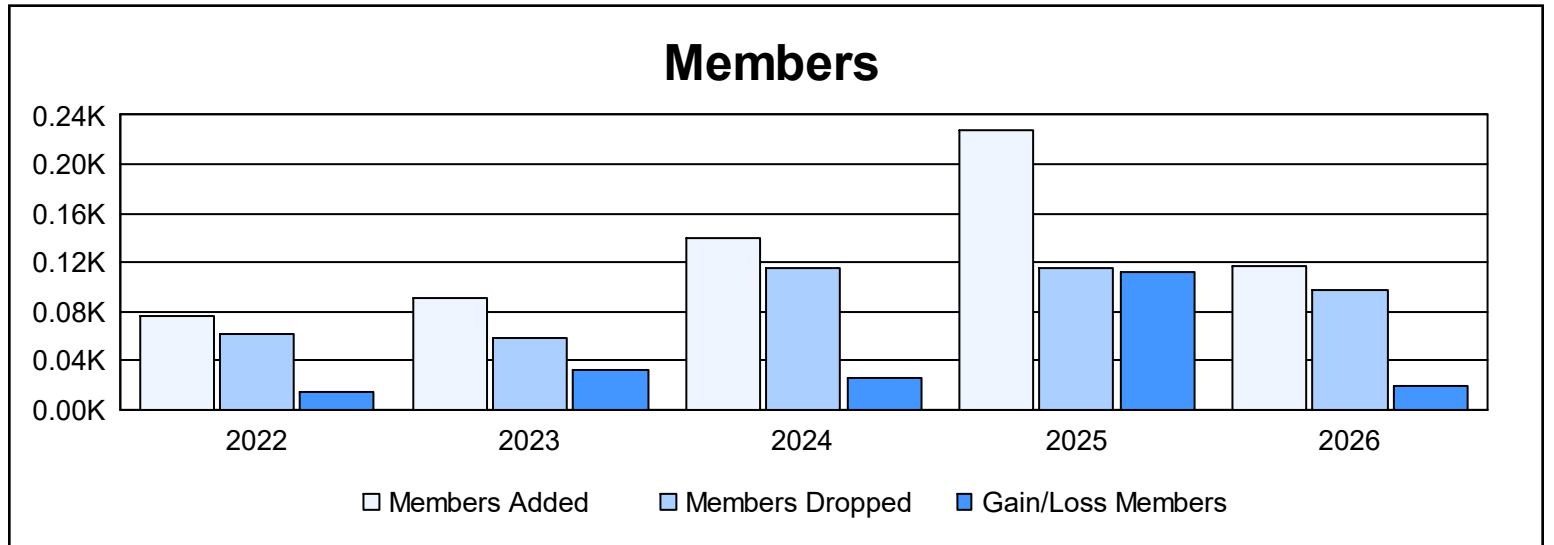
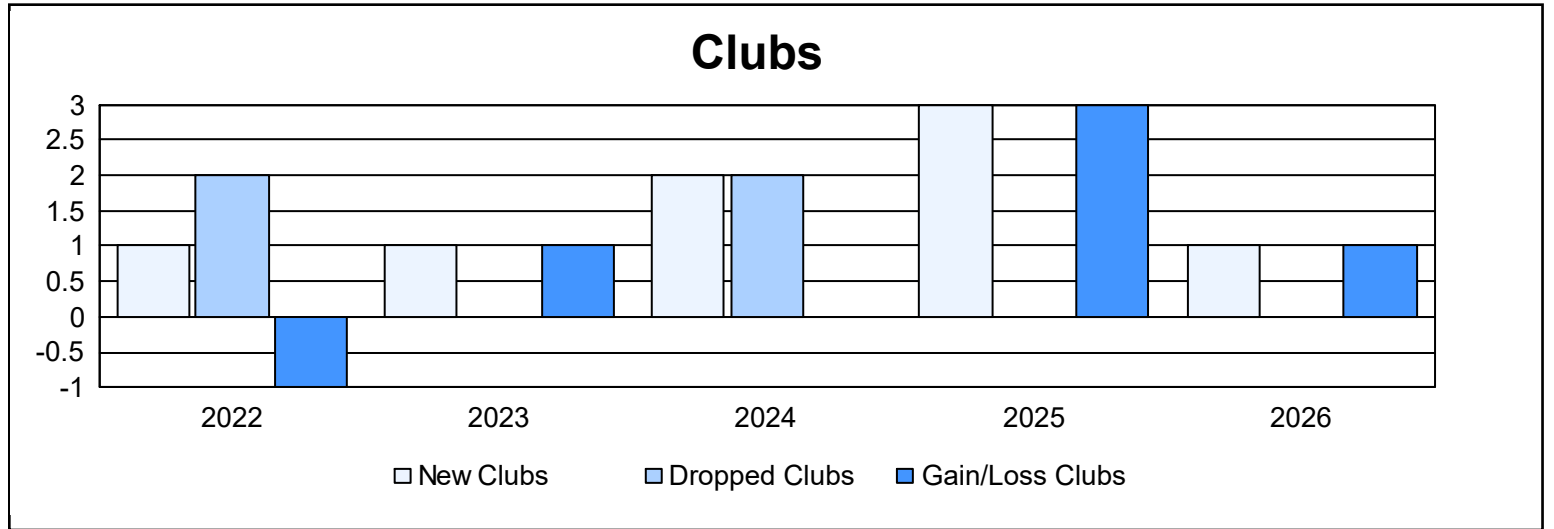
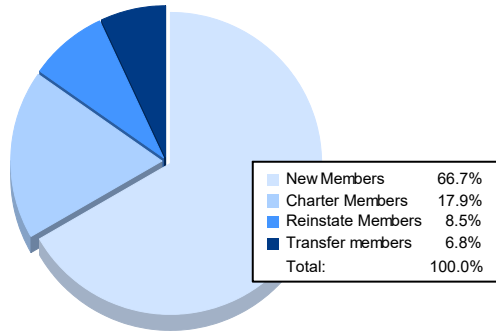


Year	New Clubs	Dropped Clubs	Gain/ Loss Clubs	New Members	Charter Members	Reinstate Members	Transfer Members	Total Member Added	Total Members Dropped	Gain/ Loss Members
2021-2022	1	2	-1	45	22	0	9	76	62	14
2022-2023	1	0	1	60	26	0	5	91	58	33
2023-2024	2	2	0	67	52	7	14	140	115	25
2024-2025	3	0	3	138	69	5	16	228	116	112
2025-2026	1	0	1	78	21	10	8	117	98	19
<b>Average</b>	<b>2</b>	<b>1</b>	<b>1</b>	<b>78</b>	<b>38</b>	<b>4</b>	<b>10</b>	<b>130</b>	<b>90</b>	<b>41</b>



### Membership Composition May 2026 Cumulative



### Gender Composition May 2026 Cumulative

